



**GREENE
HOMES**

Tundra (Elevation B)

1328 Turnbull Way (Lot #E32)



2215 sq ft



4 bedrooms



2.5 baths




Side door



Exterior



4 Ash



8 Standard+ Shaker-Flat XL, 12' x 8', Black

1. MASONRY
*Dover
Contempo
stone*

2. ROOF
SHINGLES
Charcoal

3. SIDING
*Ash siding
and corner
trim.*

4. ACCENT
SIDING
*Ash B&B at 2nd
Floor front bump face.*

5. WINDOWS
*Black vinyl
No Grills
Modern windows
front elevation.*

6. SOFFIT/
FASCIA
Black

7. FRONT
ENTRY DOOR
*8FT TO1 slab
door with 1 full
crosswalk
sidelite*

8. GARAGE
DOOR
*Black Shaker Flat XL
No windows.*

INTERIOR


1



2



3



4



5



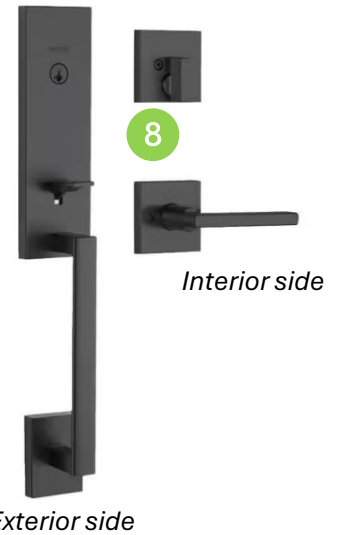
6



7



8



1. THROUGH ALL MAIN FLOOR
Karndean Luxury Vinyl Plank – Glacier Oak

2. ENSUITE MAIN BATHROOM, & LAUNDRY
*Karndean LVT Pearl Onyx *offset* (concrete design strips)*

3. CARPET
Dawn - Bedrooms

4. PAINT
Commercial White.

5. TRIM
Standard Painted Commercial white.

6. INTERIOR DOORS
Conmore. Painted Commercial white

7. INTERIOR DOOR HARDWARE
Livia levers Matte Black.

8. FRONT ENTRY HARDWARE
Vancouver - Halifax lever Matte Black

KITCHEN




1



2

3



4



5



6

7



**1. CABINET
UPPERS**
*Simcoe
Orchid*

**2. CABINET
LOWERS
ISLAND
HOOD
FRIDGE UPPER**
*Trinity First
Class*

3. HARDWARE
*#12817MB
Matte Black
Soft Close*

4. COUNTERTOP
*Level 1 White Frost
(Zenith Quartz)
Flat polished edge*

5. FAUCET
*Delta Keele
Single handle
Pull down,
Matte Black*

**6. KITCHEN
SINK**
*Standard
Stainless steel
Kitchen sink*

7. HOOD FAN
*Integrated hood
Fan stainless
steel. Trinity
First Class
Hood cabinet*

MAIN BATH / POWDER




1


2



3



4




Main bathroom.



5

6



7


8



*Not exactly as shown.

- | | | | | | | | |
|--|---|---|--|--|---|---|---|
| 1. CABINET <i>Trinity First Class</i> | 2. HARDWARE <i>#12817MB, Matte Black, Soft close</i> | 3. COUNTERTOP <i>Level 1 – White Frost (Zenith Quartz) Flat polished edge.</i> | 4. FLOORING <i>Kardean LVT Pearl Onyx *offset* (concrete design strips)</i> | 5. FAUCET <i>Standard Delta Single handle In chrome</i> | 6. SINK <i>Standard Undermount</i> | 7. TUB/SHOWER <i>Main bath – Standard Essentia 1-piece unit (No doors)</i> | 8. FAUCET <i>Delta standard Tub/shower Trim – chrome</i> |
|--|---|---|--|--|---|---|---|


PRIMARY ENSUITE




1



2



3



4



5



6

*Not exactly as shown.




7

*shower not exactly as shown.



Tile note exactly as shown.



8

1. CABINET
Trinity First
Class

2. HARDWARE
#12817MB,
Matte Black,
Soft close

3. COUNTERTOP
Level 1 – White
Frost (Zenith
Quartz)

Flat polished edge. (concrete
design strips)

4. FLOORING
Kardean LVT
Pearl Onyx

offset
(concrete
design strips)

5. FAUCET
Standard
Delta
Single handle
In chrome

6. TUB
Neptune Berlin
F2 3260
freestanding
tub

7. SHOWER
4' acrylic base
with 2 walls
Adrock Frost
Natural tile,
return glass with
chrome
hardware

8. FAUCETS
Standard
shower
Faucet chrome
Standard
Chrome tub
Filler